


# SiePortal South Korea Navigation



Introduction and user guide of SiePortal  
SiePortal 소개 및 사용자 가이드

# Table of contents

## Index / Agenda

**1** What is SiePortal? / SiePortal이란 무엇인가?

---

**2** SiePortal manual / SiePortal 매뉴얼

---

**3** Order Manual (Mall Order) / 오더 매뉴얼 (Mall 주문)

---

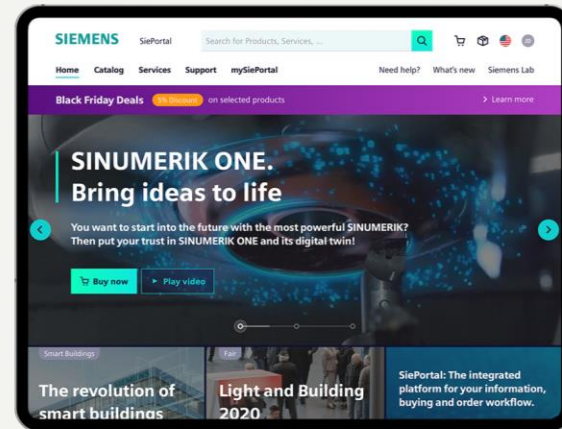
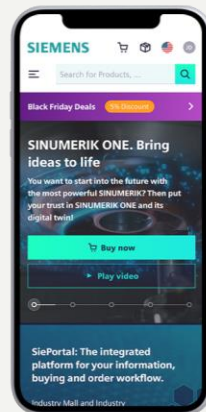
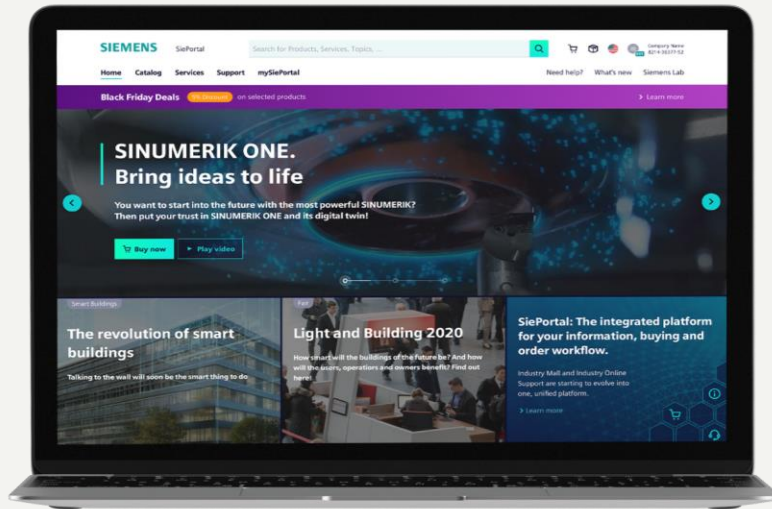
**4** Order Manual (Simple Quote) / 오더 매뉴얼 (Simple Quote)

---

# | What is SiePortal?

A cutting edge B2B portal of Siemens  
Siemens의 최첨단 B2B 포털

# SiePortal



is a **Cutting edge B2B Portal** that is innovative, comprehensive and user-friendly.

SiePortal은 혁신적이고 이용하기 편리한 사용자 맞춤의 최첨단 B2B 포털입니다.

[주소 링크 : SiePortal \(siemens.com\)](https://www.siemens.com)

# | SiePortal Manual

User guide including new functions

새로운 기능의 소개를 포함한 유저 가이드

The screenshot shows the SiePortal homepage. At the top left is the SIEMENS logo and 'SiePortal'. A search bar is in the top center. On the top right, there are icons for a shopping cart, a user profile, and a 'Login' button. A red box labeled '1' highlights the 'Login' button, with a blue arrow pointing down to a login modal. The modal has the SIEMENS logo and the title 'Login to SiePortal'. It contains a 'Login ID\*' input field with a red box labeled '2' around it. Below the input field are links for 'Forgot your Login ID?', a 'Next' button, and options for 'Windows authentication' and 'PKI smart card'. At the bottom of the modal, there is a link for 'First time here? > Sign up for an account'. The main content area of the page features a large blue banner with the text 'SiePortal: The integrated platform for your product selection, buying & support workflow' and a 'Register here' button.

### How to log in 로그인 방법

- 1 Click the “Login” button on the top right corner.  
우측 상단의 로그인 버튼 클릭합니다.
- 2 You can login with the Industry Mall account.  
기존 Industry Mall 계정을 이용하여 로그인 가능합니다.

**CM** Welcome back, ChulHoon Moon!  
Last login: 08/23/2022  
[Edit preferences](#)

**Notifications** **2**

All (0) Orders (0) Quotes (0) Services (0)

0 notifications

**Recently viewed** **3**

- > 1LE1043-1AB42-2FA4-Z UD21042341270-001-001
- > 6AV3688-4EY06-0AA0
- > 6ES7326-2BF10-0AB0
- > 6SL3120-2TE13-0AA4
- > SIMATIC PM207/1AC/24VDC/3A
- > SM 326; DO 10 x DC 24V/2A Module (6ES7326-2B...
- > 6ES7648-2BF02-0XF0
- > FDU:55190000050006

### Function introduction

#### 페이지 기능 소개

**1** Tab label is on the left side of the page. You can reach to "Catalog", "Services", "Support" and "my SiePortal"

왼쪽 상단부분에 탭 메뉴를 확인할 수 있습니다. "카탈로그", "서비스", "서포트" 및 "나의 SiePortal"에 접근 가능합니다.

**2** Notifications regarding orders, quotes and services are provided in this area.

해당 영역에서는 오더, 견적서 및 서비스와 관련된 알림 내용이 제공됩니다.



**Nothing to do in here!**

Notifications related to your SiePortal activities will appear here!

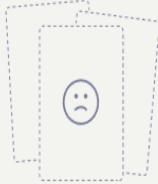
**3** Recently viewed items appear here.

최근 조회한 제품들이 이곳에 나타납니다.

**1**

### Recommendations for you







All Products Services Trainings Application examples



**We are sorry ...**  
Currently we have no recommendation matching your choice. But you could give it a try and adapt your selected interests above!

### Quick Links

**2**

 Products	 Services	 Support Request	 Configurators	 Forum	 Knowledge Base
---	---	--	--	--	---

## Function introduction

### 기능 소개

- 1** Personalized recommendations based on your preference will appear.  
(Instructions of setting your preference will be in slide #11)

설정된 선호도에 기반하여 개인화된 제품 추천이 이 곳에 나타납니다.  
(선호도 설정 방법은 11번 슬라이드에 설명되어 있습니다.)

- 2** These are Quick Links that will redirect you to each categories.

Quick Links를 통해 각 항목에 해당하는 곳으로 이동할 수 있습니다.



### Latest support material

1

### Function introduction

#### 기능 소개

- 1 Latest support materials are provided here.  
최신의 서포트 자료들이 이곳에 나타납니다.
- 2 You can find contact points here for various issues regarding Siemens.  
이 곳에서 Siemens와 관련된 사항들의 담당자 연락처를 확인할 수 있습니다.
- 3 There are icons that can redirect you to social medias of Siemens.  
해당 아이콘을 클릭하시면 Siemens의 소셜 미디어에 접속됩니다.
- 4 Additional information including corporate information and terms of use  
기업 정보와 이용약관 등을 포함한 추가적인 정보는 이 곳에 있습니다.

### Get in Touch

At your service locally, around the globe: Get in touch with us for consulting, sales, training, service, support, spare parts.

> Find your Contact

### Join the community

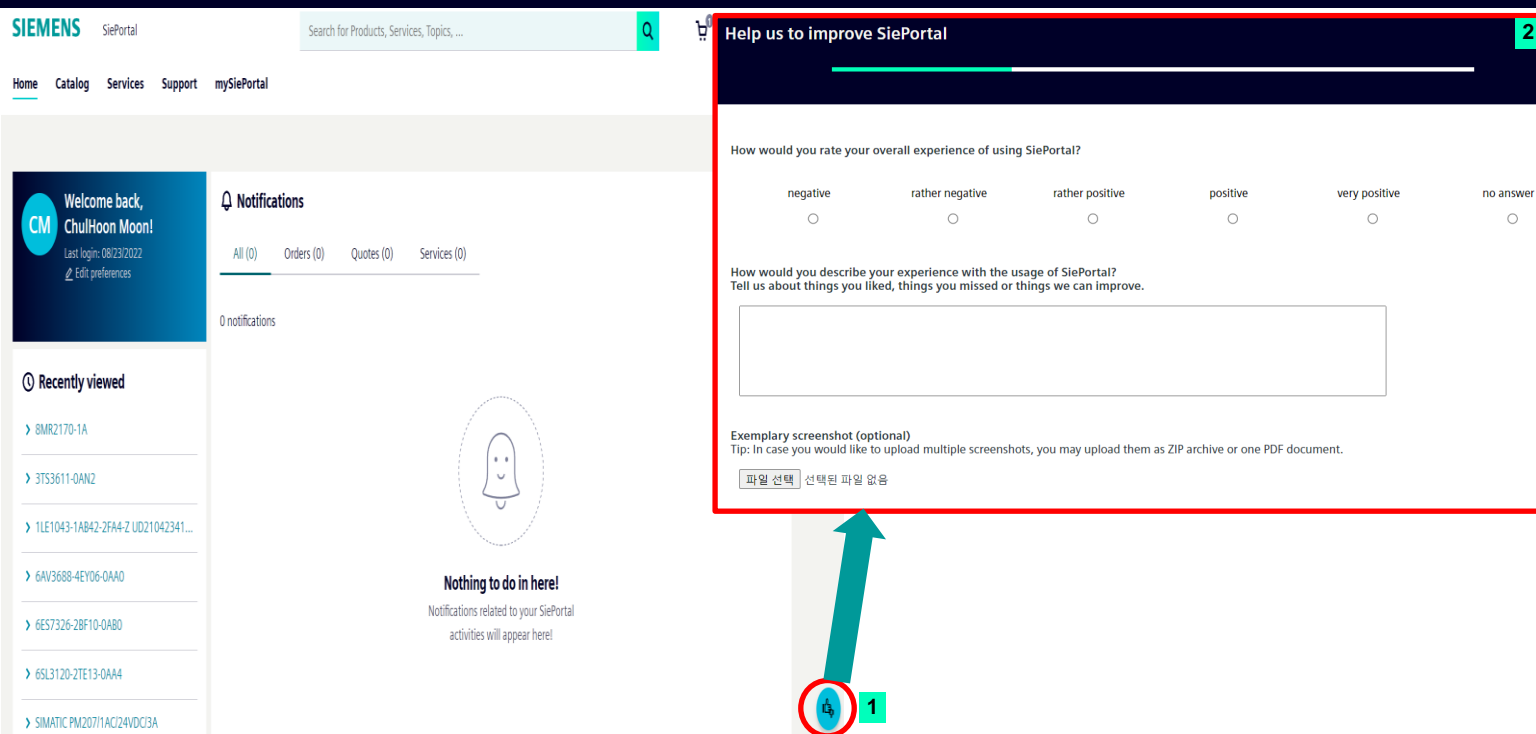


SiePortal

Corporate Information Terms of Use Privacy Policy Cookie Policy Third party licenses Digital ID SiePortal T&C

© Siemens 1996 -2022

Version 2.0.1



### Function introduction

#### 기능 소개

- 1 On the bottom right side of the screen, there is a thumbs up / down icon. If you click the icon, a pop-up screen appears where you can give feedbacks.

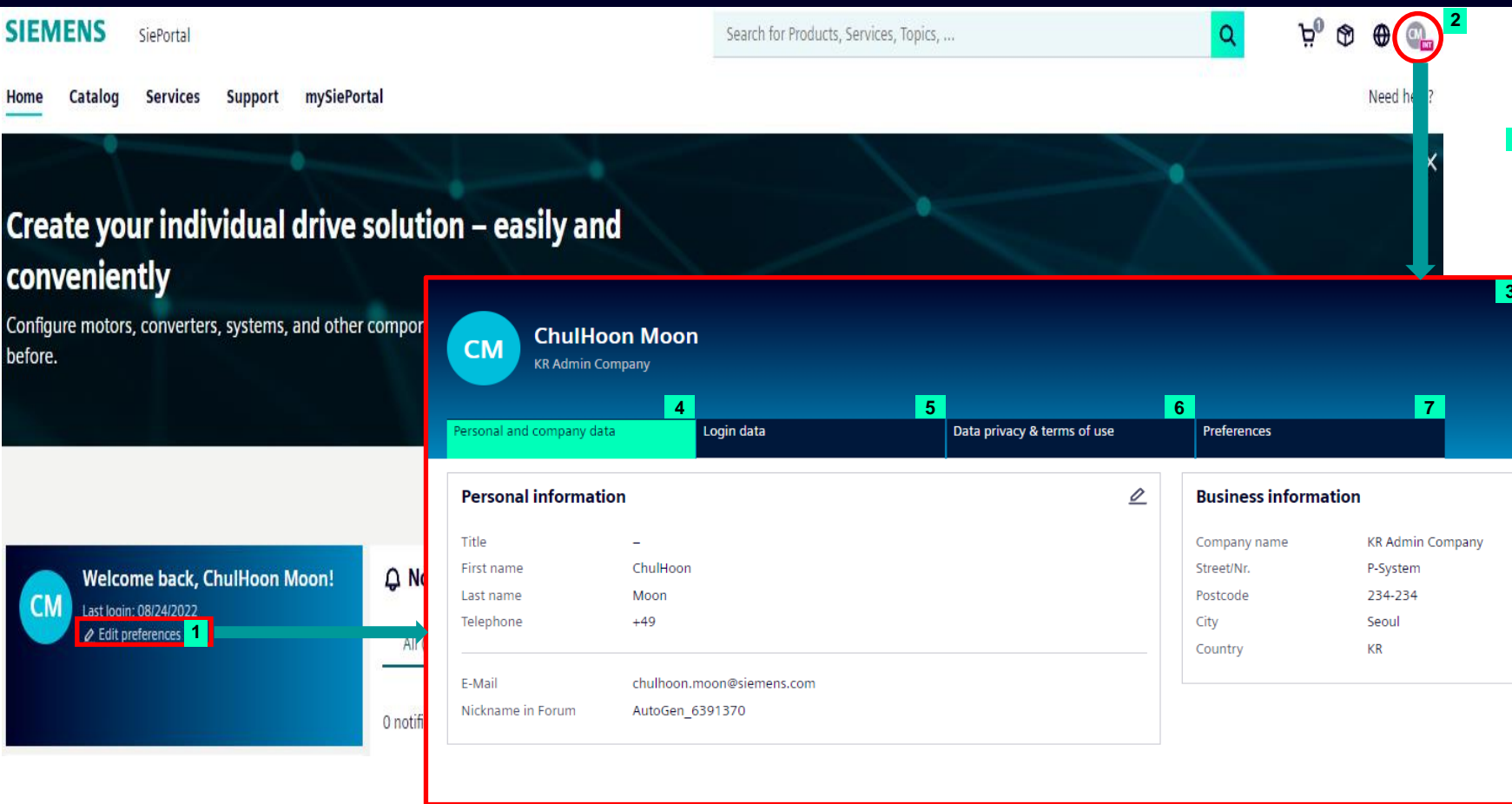
화면의 오른쪽 아래에 엄지 모양의 아이콘이 있습니다. 해당 아이콘을 클릭하면 피드백을 작성할 수 있는 팝업 화면이 나타납니다.

- 2 You can give your feedbacks of overall experience using SiePortal.

SiePortal을 이용하신 후, 피드백을 이곳에서 작성할 수 있습니다.

**Please feel free to provide your feedbacks.  
Your feedbacks are crucial for SiePortal's improvement.**

**자유롭게 피드백을 제공해주세요.  
고객의 피드백이 SiePortal 서비스 개선에 필수적입니다.**



### Function introduction

#### 기능 소개

1 2 You can edit your account setting by clicking these buttons (#1 and #2). Then you will be redirected to page #3

해당 버튼을 클릭하시면 계정 설정을 변경하는 3번과 같은 창으로 이동합니다.

4 개인 정보 및 회사 정보

5 로그인 데이터 조회

6 데이터 정보보호 및 이용약관 조회

7 선호도 설정

### Function introduction

#### 기능 소개

- 1** You can input products, services and topics into the search bar.  
상단의 검색창에 제품명, 서비스 등 검색어를 입력합니다.
- 2** Search results will appear with additional information.  
추가적인 정보를 포함한 검색 결과가 나타납니다.
- 3** The item can be added into shopping cart by clicking this button.  
버튼을 클릭하여 해당 아이템을 카트에 담을 수 있습니다.

The screenshot displays the Siemens SiePortal search interface. At the top, there is a search bar with the placeholder text "Search for Products, Services, Topics, ...". Below the search bar, the search results are displayed under the heading "Search results". The results are categorized into "Catalog items", "Knowledge base", "Services", and "Forum". The "Catalog items" category is selected, showing 1 result for the search term "6AV2101-0AA07-0AA5". The result is a product named "6AV2101-0AA07-0AA5" with a description: "SIMATIC WinCC Comfort V17, engineering software in the TIA Portal; Floating License; software and documentation on DVD; license key on USB flash drive; class A; 6 languages: de,en,fr,es,it,zh; for configuration of SIMATIC Panels. Please observe product release: support.industry.siemens.com entry ID: 109795525". The product is shown with a price of 1 and a shopping cart icon. The interface also includes a "Refine" section on the left with options for "Result Type" (Products, Product Categories, Documents & Downloads) and "Relevant product categories" (SIMATIC WinCC (TIA Portal) Engineering).

SIEMENS SiePortal

Home Catalog Services Support mySiePortal

### Search results

Catalog items Knowledge base

Reset filters

Result Type

- Products (3)
- Product Categories (2)
- Documents & Downloads (27)

Relevant product categories

- others (12)
- CPU 1214C (3)
- CPU 1215C (3)
- CPU 1211C (3)
- CPU 1212C (3)
- SIMATIC Energy Suite (2)
- CPU 1217C (1)
- SIPLUS fail-safe CPUs (1)
- SITRAIN - Training devices (1)
- Fail-safe CPUs (1)

3 Results found

	6ES7214-1BG40-0XB0	6ES7214-1AG40-0XB0	6ES7214-1HG40-0XB0
General information	SIMATIC S7-1200, CPU 1214C, compact CPU, AC/DC/relay, onboard I/O: 14 DI 24 V DC, 10 DO relay 2 A, 2 AI 0-10 V DC, Power supply: AC 85-264 V AC at 47-63 Hz, Program/data memory 100 KB	SIMATIC S7-1200, CPU 1214C, compact CPU, DC/DC/DC, onboard I/O: 14 DI 24 V DC, 10 DO 24 V DC, 2 AI 0-10 V DC, Power supply: DC 20.4-28.8 V DC, Program/data memory 100 KB	SIMATIC S7-1200, CPU 1214C, compact CPU, DC/DC/relay, onboard I/O: 14 DI 24 V DC, 10 DO relay 2 A, 2 AI 0-10 V DC, Power supply: DC 20.4-28.8 V DC, program/data memory 100 KB
Product type designation	CPU 1214C AC/DC/relay	CPU 1214C DC/DC/DC	CPU 1214C DC/DC/relay
Firmware version	V4.5		
Engineering with	STEP 7 V17 or higher		
Programming package	STEP 7 V17 or higher		
Supply voltage			
Rated value (DC)		Yes	
• 24 V DC		20.4 V	
permissible range, lower limit (DC)		28.8 V	
permissible range, upper limit (DC)			
Rated value (AC)	Yes		
• 120 V AC	Yes		
• 230 V AC	85 V		
permissible range, lower limit (AC)	264 V		
permissible range, upper limit (AC)			
Reverse polarity protection		Yes	
Line frequency			
• permissible range, lower limit	47 Hz		
• permissible range, upper limit	63 Hz		
Load voltage L+			
• Rated value (DC)		24 V	
• permissible range, lower limit (DC)		20.4 V	
• permissible range, upper limit (DC)		28.8 V	

3 item(s) selected to Compare products

Apply Cancel

## Function introduction

### 기능 소개

- 1 Search product family in the search bar.  
검색창에 제품군을 검색합니다.
- 2 Select relevant product categories.  
관련 제품 카테고리를 선택하세요.
- 3 Click the check box for items to be compared.  
Up to 5 items can be checked and compared.  
비교하려는 제품의 체크 박스를 클릭하세요.  
최대 5개의 아이템이 체크 및 비교 가능합니다.
- 4 Click "Apply" button  
"Apply" 버튼을 클릭하세요.
- 5 You can check out the information with a pop-up screen.  
팝업 화면을 통해 정보를 확인할 수 있습니다.

SIEMENS SiePortal

Home Catalog Services Support mySiePortal

Search results

3 Results for S7-1200 Cpu

Relevant product categories

- others (12)
- CPU 1214C (3)
- CPU 1215C (3)
- CPU 1211C (3)
- CPU 1212C (3)
- SIMATIC Energy Suite (2)
- CPU 1217C (1)
- SIPLUS fail-safe CPUs (1)
- SITRAIN - Training devices (1)
- Fail-safe CPUs (1)

Product type designation	CPU 1214C AC/DC relay	CPU 1214C DC/DC	CPU 1214C DC/DC relay
Product type designation	CPU 1214C compact CPU, AC/DC relay, onboard I/O: 14 DI 24 V DC, 10 DO relay 2 A, 2 AI 0-10 V DC, Power supply: AC 85-264 V AC at 47-63 Hz, Program/data memory 100 KB	CPU 1214C compact CPU, DC/DC, onboard I/O: 14 DI 24 V DC, 10 DO 24 V DC, 2 AI 0-10 V DC, Power supply: DC 20.4-28.8 V DC, Program/data memory 100 KB	CPU 1214C compact CPU, DC/DC relay, onboard I/O: 14 DI 24 V DC, 10 DO relay 2 A, 2 AI 0-10 V DC, power supply: DC 20.4-28.8 V DC, program/data memory 100 KB
Firmware version	V4.5		
Engineering with	STEP 7 V17 or higher		
Rated value (DC)		Yes	
permissible range, lower limit (DC)		20.4 V	
permissible range, upper limit (DC)		28.8 V	
Rated value (AC)	Yes		
permissible range, lower limit (AC)	85 V		
permissible range, upper limit (AC)	264 V		
Reverse polarity protection		Yes	
Line frequency			
permissible range, lower limit	47 Hz		
permissible range, upper limit	63 Hz		
Rated value (DC)		24 V	
permissible range, lower limit (DC)		20.4 V	
permissible range, upper limit (DC)		28.8 V	

3 item(s) selected to Compare products

Apply Cancel

## Function introduction

### 기능 소개

- 1 Search product family in the search bar.  
검색창에 제품군을 검색합니다.
- 2 Select relevant product categories.  
관련 제품 카테고리를 선택하세요.
- 3 Click the check box for items to be compared.  
Up to 5 items can be checked and compared.  
비교하려는 제품의 체크 박스를 클릭하세요.  
최대 5개의 아이템이 체크 및 비교 가능합니다.
- 4 Click "Apply" button  
"Apply" 버튼을 클릭하세요.
- 5 You can check out the information with a pop-up screen.  
팝업 화면을 통해 정보를 확인할 수 있습니다.

# Order Manual (Mall Order)

How to make orders via SiePortal  
SiePortal을 통한 오더 방법

# Order Manual (Mall Order)

## Order process overview / 오더 프로세스 개요





# Order Manual (Mall Order)

## Shopping Cart handling / 쇼핑 카트 이용 방법 - Copy & paste / 복사 & 붙여넣기

SIEMENS SiePortal

Search for Products, Services, Topics, ...

Home Catalog Services Support mySiePortal

Welcome back, ChulHoon Moon! Last login: 08/26/2022

Notifications

Shopping Cart: (1)

1 Item list 2 Shopping data 3 Place order 4 Order acknowledgment

No.	Material ID	Quantity	Availability	Description	Price Unit	Price Group	LLP	Discount	Customer Unit Price	Customer total price
1	6AV2124-0UC02-0AX1	1	Piece	SIMATIC HMI TP1900 Comfort, Comfort Panel, Touch operation, 19" widescreen TFT display, 16 million colors, PROFINET interface, MPI/PROFIBUS DP interface, 24 MB configuration memory, WEC 2013, configurable from WinCC Comfort V14 SP1 with HSP	1	0J				
2	6ES7326-2BF10-0AB0	1	Piece	SIMATIC ST, digital output SM 328, F-DO10x24 V/DO2A PP, fail-safe digital output for SIMATIC STF systems, with diagnostic alarm, LVJ, up to Category 4 (EN 954-1) SIL3 (EC01508)/PLE (ISO13849), 1x 40-pole	1	Z1				

Generate Quote Checkout now >

Add item(s)

Copy & Paste Enter Upload File

6ES7326-2BF10-0AB0

6ES7326-2BF10-0AB0

Enlarge Submit

Delivery Address \*HR Admin Company  
Company of Regadmin  
P-System  
234-234 Seoul  
South Korea

Req. delivery date 2022.08.18

Currency \*HRW

Total Price  
plus the regulatory VAT, Freight and Packaging

Total weight (kg) \*\* 6.895 kg

Line items (invalid items, items with hint) 2 (0, 0)  
\*\* not including the items with no weight information

Generate Quote Checkout now >

### Function introduction

#### 기능 소개

- 1 Orders can be made by clicking the shopping cart icon in the SiePortal entry page.

SiePortal 시작 화면의 쇼핑 카트 아이콘을 클릭하여 주문할 수 있습니다.

- 2 You can copy & paste multiple MLFBs in order to add items to you shopping cart.

여러 MLFB를 복사 & 붙여넣기 기능을 통해 제품을 쇼핑 카트에 추가할 수 있습니다.

**\*Please note that up to 999 items can be added to shopping cart.**

**\*최대 999개의 아이템까지 쇼핑 카트에 추가할 수 있는 점을 참고해주세요.**

# Order Manual (Mall Order)

## Shopping Cart handling / 쇼핑 카트 이용 방법 - File upload / 파일 업로드

Shopping Cart: ()

1 Item list 2 Shopping data 3 Place order 4 Order acknowledgment

Delete Item(s) | Check Availability | Search | Cart-Options \* | Cart Management \* | Project Number (SPO) | More... \*

No.	Material ID	Quantity	Availability	Description	Price Unit	Price Group	LLP	Discount	Customer Unit Price	Customer total price
1	6AV2124-0UC02-0AX1	1	Piece	SIMATIC HMI TP1900 Comfort, Comfort Panel, Touch operation, 19" widescreen TFT display, 16 million colors, PROFINET interface, MPI/PROFIBUS DP interface, 24 MB configuration memory, WEC 2013, configurable from WinCC Comfort V14 SP1 with HSP	1	9J				
2	6ES7326-2BF10-0AB0	1	Piece	SIMATIC S7, digital output SM 326, F-DO10x 24 V DC/2A PP, fail-safe digital output for SIMATIC S7F systems, with diagnostic alarm, LVV, up to Category 4 (EN 954-1) SIL3 (IEC61508) PLE (ISO13849), 1x 40-pole	1	Z1				

Generate Quote | Checkout now >

Add item(s)

Copy & Paste | Enter | Upload File

File Name

파일 선택 | 선택된 파일 없음

which Formats can be uploaded

Upload as new cart (active cart will be overwritten!)

Upload to current cart

Upload

Delivery Address

KR A Company of Regadmin  
P-Sys  
234-2 Seoul  
South area

A	B	C
6AV2124-0UC02-0AX1	1	
6ES7326-2BF10-0AB0	1	
1FG1510-9UF43-2CW1-Z	6	D21+G23+G34+G97+H3A+K11+N23

Generate Quote | Checkout now >

### Function introduction

#### 기능 소개

1 Items can be added to shopping cart by uploading an Excel file.

엑셀 파일의 형태로 제품을 쇼핑 카트에 추가할 수 있습니다.

2 Excel file format :  
Input following information respectively.

A column : MLFB  
B column : quantity  
C column : Option (if necessary)

엑셀 파일 형식 :  
아래의 정보를 각각 입력해주세요.

A열 : MLFB  
B열 : 수량  
C열 : 옵션 값 (필요한 경우)

3 To rearrange items in the shopping cart, click here.

쇼핑 카트에 담긴 제품의 순서를 재 정렬하려면 이 곳을 클릭하세요.

# Order Manual (Mall Order)

## Shopping Cart handling / 쇼핑 카트 이용 방법 - Cart customization / 카트 설정 변경

Shopping Cart: ()

1 Item list 2 Shopping data 3 Place order 4 Order acknowledgment 1

Delete Item(s) | Check Availability | Search | Cart-Options | Cart Management | Project Number (SPO) | More...

No.	Material ID	Description	Price Unit	Price Group	LLP	Discount	Customer Unit Price	Customer total price
1	6AV2124-0UC02-0AX1	SIMATIC HMI TP1900 Comfort, Comfort Panel, Touch operation, 19" widescreen TFT display, 16 million colors, PROFINET interface, MPI/PROFIBUS DP interface, 24 MB configuration memory, WEC 2013, configurable from WinCC Comfort V14 SP1 with HSP	1	9J				
2	6ES7326-2BF10-0AB0	SIMATIC S7, digital output SM 326, F-DO10x 24 V DC/2A PP, fail-safe digital output for SIMATIC S7F systems, with diagnostic alarm, LVV, up to Category 4 (EN 954-1)/ SIL3 (IEC61508)/PLE (ISO13849), 1x 40-pole	1	Z1				

Export current columns as XLS  
Export all columns as XLS  
Export as XLS for Import  
Export Cart to GO/OS XML  
Customise Cart...  
Rename columns  
Delete all items in the cart  
Print  
Print selected items

3 Add/Remove columns | Save changes and return to cart | Discard changes | Reset settings 5

No.	Material ID	Quantity	Description	Price Unit	Price Group	LLP	Discount	Customer Unit Price	Customer total price
1			SIMATIC HMI TP1900 Comfort, Comfort Panel, Touch operation, 19" widescreen TFT display, 16 million colors, PROFINET interface, MPI/PROFIBUS DP interface, 24 MB configuration memory, WEC 2013, configurable from WinCC Comfort V14 SP1 with HSP	1	9J				
2			SIMATIC S7, digital output SM 326, F-DO10x 24 V DC/2A PP, fail-safe digital output for SIMATIC S7F systems, with diagnostic alarm, LVV, up to Category 4 (EN 954-1)/ SIL3 (IEC61508)/PLE (ISO13849), 1x 40-pole	1	Z1				

Field Chooser

- Availability
- Business Unit
- Commodity Code
- Country of Origin
- Export Control Regulations
- HQ price group
- Item Class
- LLP

### Function introduction

#### 기능 소개

1 2 Click “Cart-Options” – “Customise Cart...” to customize your cart.

카트 설정 변경을 위해 “Cart-Options” 탭의 “Customise Cart...” 버튼을 클릭하세요.

3 Columns can be added / removed by clicking this button.

해당 버튼을 클릭하여 열 추가 / 제거할 수 있습니다.

4 5 Choose an option and drag it to a preferred column area.

옵션을 선택하여 원하시는 열 위치에 드래그하세요.

5 Click “Save changes and return to cart” button.

변경사항 저장을 위해 “Save changes and return to cart”를 클릭해주세요.

# Order Manual (Mall Order)

## Shopping Cart handling / 쇼핑 카트 이용 방법 - Setting requested delivery date / 요청 납기 설정 (1)

Shopping Cart ( )

1 Item list 2 Shipping data 3 Place order 4 Order acknowledgment

3 **Check Availability**

No.	Material ID	Quantity	Export Control Regulations	Availability	Description	Price Unit	Price Group	LLP Standard lead time ex-works	Status	Discount	Customer Unit Price	Customer total price
1	6AV2124-0UC02-0AX1	1	AL/N/ECCN:5A992		SIMATIC HMI TP1900 Comfort, Comfort Panel, Touch operation, 19" widescreen TFT display, 16 million colors, PROFINET interface, MPI/PROFIBUS DP interface, 24-MB configuration memory, VEC 2013, configurable from WinCC Comfort V14 SP1 with HSP	1	9J					
2	6ES7326-2BF10-0AB0	1	AL/N/ECCN:EAR98H		SIMATIC S7, digital output SM 320, F-DO10x 24 V DC/2A PP, fail-safe digital output for SIMATIC S7F systems, with diagnostic alarm, LV, up to Category 4 (EN 954-1) SIL3 (IEC 61508) PLE (ISO 13849), 1x 40-pole	1	Z1					

**2** Requ. delivery date: 2022.10.14

Cu: Per Cart (KRW) / Per Item

**1** Requ. delivery date: 2022.10.14

Generate Quote | Checkout now >

Add item(s)

Copy & Paste | Enter | Upload File

Enlarge | Submit

Delivery Address: KR Admin Company, Company of Regadmin, P-System, 234-234 Seoul, South Korea

1 Requ. delivery date: 2022.10.14

Currency: KRW

Total Price: 6,918,610 KRW (plus the regulatory VAT, Freight and Packaging)

Total weight (kg): 6.995 kg

Line Items (Invalid Items, Items with hint): 2 (0, 0)

\*\* not including line items with no weight information

Generate Quote | Checkout now >

### Function introduction

#### 기능 소개

- 1 You can collectively enter requested delivery date of the items included in the shopping cart.  
쇼핑 카트에 포함된 제품들의 요청 납기를 일괄적으로 기입할 수 있습니다.
- 2 Requested delivery date can be set per item respectively by clicking "Requ. Delivery date"  
"Requ. Delivery date" 문구를 클릭하여 제품 당 요청 납기를 개별적으로 기입할 수 있습니다.
- 3 After setting requested delivery date, you can check the availability by clicking "Check Availability"  
요청 납기를 설정한 후, "Check Availability" 문구를 클릭하여 공급 가능 여부를 확인할 수 있습니다.




# Order Manual (Mall Order)

## Shopping Cart handling / 쇼핑 카트 이용 방법 - Setting requested delivery date / 요청 납기 설정 (2)

Shopping Cart: ()

1 Item list 2 Shopping data 3 Place order 4 Order acknowledgment

Delete Item(s) | Check Availability | [ ] Search | Cart-Options \* | Cart Management \* | Project Number (SPO) [ ]

No.	Material ID	Quantity	Export Control Regulations	Availability
1	6AV2124-0UC02-0AX1	1 Piece	AL: N / ECCN: 5A992	
2	6ES7326-2BF10-0AB0	1 Piece	AL: N / ECCN: EAR99H	
3	6AV7882-0CB20-3EA0	1 Piece	AL: N / ECCN: 5A992	

4

5

**Delivery Information** 31

This product is currently not available on your requested delivery date.  
Please select one of the following options:

- Change the requested delivery date to 2023.02.06. This is the date all positions are available.
- Change the requested delivery date for this position to 2023.02.06. This will switch to requested delivery date on line item level.
- Change the requested delivery date separately for every single line item to the earliest possible (non express) delivery date.

Notice: This position is available on 2023.02.06

Keep the original requested delivery date and this product will be delivered as soon as it becomes available.

Next Cancel

### Function introduction

#### 기능 소개

- 4 If the delivery is unavailable on entered requested date, exclamation mark icon appears.  
입력된 요청 납기일에 공급이 불가능한 경우, 느낌표 아이콘이 나타납니다.
- 5 By clicking the exclamation mark, you can check available delivery date and modify it.  
느낌표 아이콘을 클릭하여 가능한 납기를 확인하고, 요청 납기일을 수정할 수 있습니다.

# Order Manual (Mall Order)

## Mandatory clauses in purchasing - 주문 시 필수 입력 항목

1 Item list 2 Shopping data 3 Place order 4 Order acknowledgment

### Checkout & Options

\* Mandatory field

Currency KRW

---

**Delivery Address \***  
The goods recipient. The address where the goods will be delivered.

KR Admin Company  
Company of Regadmin  
P-System  
234-234 Seoul  
South Korea

**1** > Add or Modify Shipping Address

---

**End Customer \***  
End customer is the last known recipient / user of the goods

**2** Take over delivery address as end customer

**3** Take over buyer address as end customer

**4** Manual entry of the end customer address

**5** Customer Order Number / Project name

Reference to your internal accounting

---

**Additional Header Texts** > Add Text

### Function introduction

#### 기능 소개

- 1** You can add or modify shipping address.  
배송지를 추가하거나 변경할 수 있습니다.
- 2** When end customer's address is the delivery place, choose this option.  
최종사용자(End customer)의 주소로 배송 받는 경우, 해당 옵션을 선택하세요.
- 3** When orderer is the end customer, choose this option.  
주문자가 최종사용자(End customer)인 경우, 해당 옵션을 선택하세요.
- 4** In order to manually input end customer's address, choose this option and fill in the address.  
매뉴얼로 주소를 입력하려면 해당 옵션을 선택하세요.
- 5** Please input customer order number / Project name.  
발주 번호 / 프로젝트 명을 해당 란에 기입해주세요.

# Order Manual (Mail Order)

## Purchase notice mail - 주문 알림 메일



Dear [redacted]

Thank you for your purchase order with the reference: [redacted]

Below is a summary of your purchase order that you have placed with us.  
Please note that this email is a confirmation that we have received your purchase order and not an acceptance of your order.

Thank you.

Siemens Industry Mall Team

— *\*\*This is an auto-generated e-mail , please do not respond on this mail.* —

### Summary of your order:

#### Order data:

Mall ID:  
Customer number:  
Company:  
Your order number:  
Order date:  
Currency:  
Customer:  
Telefon:  
E-Mail:  
Delivery to

[Redacted order data fields]

#### Delivery to:

[Redacted delivery to fields]

End user name  
Final Customer  
Country

## Function introduction

### 기능 소개

Once an order is placed, order notice e-mail will be automatically sent to ordering company, Sales manager and order management manager.

발주가 이루어진 이후, 주문 알림 메일이 발주를 진행한 업체, 세일즈 담당자와 order management 담당자에게 자동으로 발송됩니다.

# Order Manual (Mall Order)

## Delivery status check - 납기 확인

Line #	Product	Status	Quantity	Date
1	6AV2124-0MC01-0AX0 6AV2124-0MC01-0AX0 SIMATIC HMI TP1200 C SIMATIC HMI TP1200 Comfort, Comfort Panel, touch operation, 12" widescreen TFT display, 16 million colors, PROFINET interface, MPI/PROFIBUS DP interface, 12 MB configuration memory, Windows CE 6.0, configurable from WinCC Comfort V11	Order confirmed (Open)	Requested 1 Confirmed 1 Shipped	2022.11.30 2022.11.30 Pending

### Function introduction

#### 기능 소개

- 1** Date Requested : Requested delivery date from orderer (DDP date)  
주문자의 요청 납기일. (DDP date)
- 2** Date Confirmed : Expected date of item receive.  
제품을 받을 수 있는 예상 납기일. (DDP date)
- 3** Date Shipped : Date when items were released from the factory and transferred to inland shipping company.  
제품이 공장에서 출고되어 내륙 운송 업체로 인도되는 시점.

**\*Please note that Industry Mall is based on air freight. Separate confirmation is required for ocean freight products.**

**\*Industry Mall에서 조회되는 납기는 항공 운송기준으로, 해상 운송 제품의 경우 별도의 확인이 필요합니다.**



# Order Manual (Simple Quote)

How to make orders via Simple Quote  
Simple Quote를 통한 오더 방법

# Order Manual (Simple Quote)

## Auto generated E-mail / 자동 발송 E-mail

Siemens Industry Mall: A new quote was created for your company (Quote number: KRQ00009162)

Quote Receiver

info.mall@siemens.com  
받는 사람 Lim, EunYoung (RC-KR DI S-ISDB NORTH)  
참조 Lim, EunYoung (RC-KR DI S-ISDB NORTH)

20220107\_Quote\_KRQ00009162.pdf  
393 KB

Quote Manager: EunYoung Lim  
Quote number: KRQ00009162  
Customer reference: Test

Please click here to order this quote directly from the Industry Mall:

3 Order Now

You can manage your quotes through the Industry Mall by selecting the Quote tab (next to the Shopping Cart tab)

If you have any further questions please contact your Quote Manager [ey.lim@siemens.com](mailto:ey.lim@siemens.com)

Siemens Industry Mall Team

### Function introduction

#### 기능 소개

- 1 Once a simple quote is created, you will receive an auto generated E-mail.

Simple quote가 생성되면 자동 발송되는 E-mail이 발송됩니다.

- 2 You can check the fully approved quote through attached file.

승인된 견적서는 첨부파일로 전송되어 확인할 수 있습니다.

- 3 Click on the “Order Now” button to complete your purchase.

“Order Now” 버튼을 클릭하여 오더를 진행해주세요.

# Order Manual (Simple Quote)

## Quote Cart / 견적서 카트 - Setting delivery date / 요청 납기일 설정

Quote KRQ00000300 - 40087065 - Status Released

Copy items to cart Print Checkout now > Refuse

Export all rows to Excel (max. 500)

Requested delivery date 2022.01.21

No.	Article number Product Description	List Price Price Group	Discounts Discount 1 Discount 2	Customer Unit Price	Quantity Price p. pos.
1	<p>&gt; 6NH9860-1AA00</p> <p>ANT794-4MR mobile wireless antenna for 2G/3G/4G EU, GSM/UMTS/LTE EU networks, Rod antenna; omnidirectional; weatherproof for indoors and outdoors; 5 m Connection cable permanently connected to the antenna; SMA connector; incl. mounting bracket, screws, screw anchor Export Control Regulations: AL:N/ ECCN:N</p>				2022.01.28 ✓
2	<p>&gt; 6GK5876-3AA02-2EA2</p> <p>SCALANCE M876-3 3G router ROK, for wireless IP communication from Ethernet- based automation devices via 3G mobile radio optimized for use in Republic of Korea, HSPA+, VPN, Firewall, NAT; 4-port switch; Antenna diversity; 1x digital input, 1x digital output; observe national approvals! Export Control Regulations: AL:N/ ECCN:N</p>				Availability details 1
3	<p>&gt; 6AV2124-0GC01-0AX0</p> <p>SIMATIC HMI TP700 Comfort, Comfort Panel, touch operation, 7" widescreen TFT display, 16 million colors, PROFINET interface, MPI/PROFIBUS DP interface, 12 MB configuration memory, Windows CE 6.0, configurable from WinCC Comfort V11 Export Control Regulations: AL:N/ ECCN:5A992</p>				0,018 KRW 0.01.21 ⚠
4	<p>&gt; 6ES7193-6BP20-0BB0</p> <p>SIMATIC ET 200SP, BaseUnit BU20-P12+A4+0B, BU type B0, Push-in terminals, with 4 AUX terminals, bridged to the left, WxH: 20 mmx117 mm Export Control Regulations: AL:N/ ECCN:N</p>				Availability details 0,748 KRW 0.01.21 ⚠

이 제품은 현재 주문 가능합니다.  
This result displays the availability situation at this moment in time. The available quantity is permanently subject to change due to new incoming orders. Therefore the shown result cannot be guaranteed.

Requested delivery date  
2022.01.28 Clear

January 2022

Wk	Su	Mo	Tu	We	Th	Fr	Sa
51							1
52	2	3	4	5	6	7	8
1	9	10	11	12	13	14	15
2	16	17	18	19	20	21	22
3	23	24	25	26	27	28	29
4	30	31					

## Function introduction

### 기능 소개

- Click "Availability details" button.  
"Availability details" 버튼을 클릭하세요.
  - Once you click the blank area of "Requested delivery date", a calendar pops up and you can select a date.  
"Requested delivery date" 하단의 빈칸을 클릭하면 달력이 팝업 되며, 요청 납기일을 설정할 수 있습니다.
  - Click on the "Checkout now" button to proceed your purchase.  
"Checkout now" 버튼을 클릭하여 오더를 진행해주세요.
- ⚠ Please mind not to click "Copy items to cart" button. Once you click this button, you can't order with the quote price.  
"Copy items to cart" 버튼을 클릭하면 견적서의 금액으로 주문할 수 없으니 주의해주세요.

# Order Manual (Simple Quote)

## Mandatory clauses in purchasing - 주문 시 필수 입력 항목

1 Item list 2 Shopping data 3 Place order 4 Order acknowledgment

### Checkout & Options

\* Mandatory field

Currency KRW

---

**Delivery Address \***  
The goods recipient. The address where the goods will be delivered.

KR Admin Company  
Company of Regadmin  
P-System  
234-234 Seoul  
South Korea

**1** > Add or Modify Shipping Address

---

**End Customer \***  
End customer is the last known recipient / user of the goods

**2** Take over delivery address as end customer

**3** Take over buyer address as end customer

**4** Manual entry of the end customer address

**5** Customer Order Number / Project name

Reference to your internal accounting

---

**Additional Header Texts** > Add Text

### Function introduction

#### 기능 소개

- 1** You can add or modify shipping address.  
배송지를 추가하거나 변경할 수 있습니다.
- 2** When end customer's address is the delivery place, choose this option.  
최종사용자(End customer)의 주소로 배송 받는 경우, 해당 옵션을 선택하세요.
- 3** When orderer is the end customer, choose this option.  
주문자가 최종사용자(End customer)인 경우, 해당 옵션을 선택하세요.
- 4** In order to manually input end customer's address, choose this option and fill in the address.  
매뉴얼로 주소를 입력하려면 해당 옵션을 선택하세요.
- 5** Please input customer order number / Project name.  
발주 번호 / 프로젝트 명을 해당 란에 기입해주세요.

# | Thank You

Moon, ChulHoon

<mailto:chulhoon.moon@siemens.com>