



SIMOTICS GP - 80 M - IM B14 - 2p

Client order no.	Item-No.	Offer no.
Order no.	Consignment no.	Project

Remarks

Safe Area

Electrical data

-/-

U	Δ / Y	f	P	P	I	n	M	η ³⁾			cosφ ³⁾			I _A /I _N	M _A /M _N	M _K /M _N	IE-CL
[V]		[Hz]	[kW]	[hp]	[A]	[1/min]	[Nm]	4/4	3/4	2/4	4/4	3/4	2/4	I _I /I _N	T _I /T _N	T _B /T _N	
DOL duty (S1) - 155(F) to 130(B)																	
230	Δ	50	0.75	-/-	2.90	2805	2.5	77.4	80.0	80.1	0.84	0.78	0.67	4.9	1.9	2.3	IE2
400	Y	50	0.75	-/-	1.67	2805	2.5	77.4	80.0	80.1	0.84	0.78	0.67	4.9	1.9	2.3	IE2
460	Y	60	0.86	-/-	1.70	3410	2.4	75.5	77.6	77.1	0.84	0.81	0.71	5.2	1.9	2.5	IE2
460	Y	60	0.75	-/-	1.50	3445	2.1	75.5	76.2	74.8	0.83	0.77	0.65	6.0	2.1	3.0	IE2
IM B14 / IM 3601			FS 80 M			IP55	UKCA	IEC/EN 60034		IEC, DIN, ISO, VDE, EN							
Environmental conditions : -20 °C - +40 °C / 1000 m									Locked rotor time (hot / cold) : 18 s 29.4 s								

Mechanical data

Sound level (SPL / SWL) at 50Hz 60Hz	60 / 71 dB(A) ^{2) 3)}	64 / 75 dB(A) ^{2) 3)}	Vibration severity grade	A
Moment of inertia	0.0008 kg m ²		Thermal class	F
Bearing DE NDE	6004 2Z C3	6004 2Z C3	Duty type	S1
bearing lifetime			Direction of rotation	bidirectional
L _{10mh} F _{Rad,min} for coupling operation 50 60Hz ¹⁾	40000 h	32000 h	Frame material	aluminum
Regreasing device	Without		Net weight of the motor (IM B3)	9 kg
Grease nipple	-/-		Coating (paint finish)	Standard paint finish C2
Type of bearing	Preloaded bearing DE		Color, paint shade	RAL7030
Condensate drainage holes	Without		Motor protection	(B) 1 PTC thermistor - for tripping (2 terminals)
External earthing terminal	Without		Method of cooling	IC411 - self ventilated, surface cooled

Terminal box




Terminal box position	top	Max. cross-sectional area	1.5 mm²
Material of terminal box	Aluminium	Cable diameter from ... to ...	9 mm - 17 mm
Type of terminal box	TB1 E00	Cable entry	1xM25x1,5-1xM16x1,5
Contact screw thread	M4	Cable gland	2 plugs

I_A/I_N = locked rotor current / current nominal M_A/M_N = locked rotor torque / torque nominal M_K/M_N = break down torque / nominal torque
--

1) L_{10mh} according to DIN ISO 281 10/2010
2) at rated power / at full load

3) Value is valid only for DOL operation with motor design IC411

Transmittal, reproduction, dissemination and/or editing of this document as well as utilization of its contents and communication thereof to others without express authorization are prohibited. Offenders will be held liable for payment of damages. All rights created by patent grant or registration of a utility model or design patent are reserved.

Responsible department IN LVM	Technical reference	Created by SPC	Approved by Created automatically	Technical data are subject to change! There may be discrepancies between calculated and rating plate values.		Link documents 	
	Document type Technical data sheet			Document status Released			
	Document title 1LE1001-0DA22-2KB4			Document number TDS-240518-203308			
Restricted © Innomotics 2024				Revision AA	Creation date 2024-05-18	Language en	Page 1/1