

Data sheet for three-phase Squirrel-Cage-Motors SIMOTICS



Motor type : 1CV2314B

SIMOTICS SD - 315 L - IM B3 - 4p

Client order no.	Item-No.	Offer no.
Order no.	Consignment no.	Project

Remarks

Safe Area

Electrical data -/-

U	Δ / Y	f	P	P	I	n	M	η ³⁾			cosφ ³⁾			I _A /I _N	M _A /M _N	M _K /M _N	IE-CL
[V]		[Hz]	[kW]	[hp]	[A]	[1/min]	[Nm]	4/4	3/4	2/4	4/4	3/4	2/4	I _I /I _N	T _I /T _N	T _B /T _N	
DOL duty (S1) - 155(F) to 130(B)																	
400	Δ	50	160.00	-/-	280.00	1490	1030.0	94.9	95.0	94.5	0.87	0.84	0.77	7.2	2.8	3.1	IE2
690	Y	50	160.00	-/-	162.00	1490	1030.0	94.9	95.0	94.5	0.87	0.84	0.77	7.2	2.8	3.1	IE2
460	Δ	60	184.00	-/-	275.00	1788	980.0	95.4	95.4	94.6	0.88	0.86	0.79	7.2	2.9	3.0	IE2
460	Δ	60	160.00	-/-	245.00	1790	850.0	95.0	94.7	93.5	0.87	0.83	0.75	8.3	3.1	3.2	IE2
IM B3 / IM 1001		FS 315 L				IP55	UKCA	IEC/EN 60034		IEC, DIN, ISO, VDE, EN							
Environmental conditions : -20 °C - +40 °C / 1000 m									Locked rotor time (hot / cold) : 23.4 s 39.6 s								

Mechanical data

Sound level (SPL / SWL) at 50Hz 60Hz	76 / 91 dB(A) ^{2) 3)}	80 / 95 dB(A) ^{2) 3)}	External earthing terminal	With (standard)
Moment of inertia	2.8000 kg m ²		Vibration severity grade	A
Bearing DE NDE	6319 C3	6319 C3	Thermal class	F
bearing lifetime			Duty type	S1
L _{10mh} F _{Rad min} for coupling operation 50 60Hz ¹⁾	40000 h	32000 h	Direction of rotation	bidirectional
Relubrication interval/quantity DE NDE	40 g 40 g	6000 h	Frame material	cast iron
Lubricants	Unirex N3		Net weight of the motor (IM B3)	940 kg
Regreasing device	With (standard)		Coating (paint finish)	Standard paint finish C2
Grease nipple	M10x1 DIN 3404 A		Color, paint shade	RAL7030
Type of bearing	Locating bearing DE		Motor protection	(B) 3 PTC thermistors - for tripping (2 terminals)
Bearing insulation DE / Bearing insulation NDE	Yes (non-drive end)		Method of cooling	IC411 - self ventilated, surface cooled
Condensate drainage holes	With (standard)			

Terminal box



Terminal box position	top	Max. cross-sectional area	150 mm ²
Material of terminal box	cast iron	Cable diameter from ... to ...	38 mm - 45 mm
Type of terminal box	TB1 Q01	Cable entry	2xM63x1,5-2xM20x1,5
Contact screw thread	M12	Cable gland	4 plugs

I_A/I_N = locked rotor current / current nominal
M_K/M_N = locked rotor torque / torque nominal
M_B/M_N = break down torque / nominal torque

1) L_{10mh} according to DIN ISO 281 10/2010
2) at rated power I at full load

3) Value is valid only for DOL operation with motor design IC411

Transmittal, reproduction, dissemination and/or editing of this document as well as utilization of its contents and communication thereof to others without express authorization are prohibited. Offenders will be held liable for payment of damages. All rights created by patent grant or registration of a utility model or design patent are reserved.

Responsible department IN LVM	Technical reference	Created by SPC	Approved by Created automatically	Technical data are subject to change! There may be discrepancies between calculated and rating plate values.		Link documents 	
	Document type Technical data sheet			Document status Released			
	Document title 1LE1501-3AB43-4AB4-Z			Document number TDS-240518-080758			
Restricted © Innomotics 2024	L51			Revision AA	Creation date 2024-05-18	Language en	Page 1/2

Data sheet for three-phase Squirrel-Cage-Motors SIMOTICS





Motor type : 1CV2314B

SIMOTICS SD - 315 L - IM B3 - 4p

Special design

L51	Bearing insulation NDE
-----	------------------------

Transmittal, reproduction, dissemination and/or editing of this document as well as utilization of its contents and communication thereof to others without express authorization are prohibited. Offenders will be held liable for payment of damages. All rights created by patent grant or registration of a utility model or design patent are reserved.

Responsible department IN LVM	Technical reference	Created by SPC	Approved by Created automatically	Technical data are subject to change! There may be discrepancies between calculated and rating plate values.		Link documents	
	Document type Technical data sheet			Document status Released			
	Document title 1LE1501-3AB43-4AB4-Z			Document number TDS-240518-080758			
Restricted © Innomotics 2024	L51			Revision AA	Creation date 2024-05-18	Language en	Page 2/2