

Data sheet for three-phase Squirrel-Cage-Motors ABB

Motor type: FS: - p - hp -

Client order no.	Item-No.	Offer no.
Order no.	Consignment no.	Project
Remarks		

Electrical data

U [V]	Δ / Y	f [Hz]	P [HP]	P [kW]	n [rpm]	I Load [Amps]					LRC	Nom. Eff Load [%]			Pwr. Factor Load [%]			Torque [lb-ft]	T _A /T _N LRT [%]	T _k /T _N BDT [%]
						4/4	3/4	1/2	0			4/4	3/4	2/4	4/4	3/4	2/4			
Frame Type:			Type of constr.:									Motor Prot.:			NEMA Des.:			S.F.: 1.15		
Mtr. WT: lbs			Insulation Class.:					Temp. Rise Cl.: B				Amb. Temp.: + 55 to °C @1000 m			kVA:			IP IP65		


Mechanical data

Sound level (SPL / SWL) at 60 Hz							dB(A) / dB(A)		Thickener	
Octave Band Center Frequencies Hertz									Safe Stall Time Hot	
250 500 1000 2000 4000 8000 Hz									Safe Stall Time Cold	
SPL@3							dB(A)		Frame material	
Moment of inertia							Lb-ft²		Color, paint shade	
Ext Load Inertia Capability:							Lb ft²		Coating (paint finish)	
Bearings									Ventilation Type	
Bearing DE NDE									Method of cooling	
Bearing_Type							Ball Bearing		Direction of rotation	
AFBMA:									Fan Material	
Grease									VFD	
Capacity							oz		Space heaters	
Grease Type:									Brake:	
									s	
									s	
									cast iron	
									Standard Alkyed + Epoxy (C2)	
									TEFC	
									Polypropylen ESD	
									CT: VT: 20:1	
									-/-	
									-/-	

Terminal box


Lead Wire Connection					Terminal box position				
Voltage	L1	L2	L3	Connected together	Material of terminal box				
					Cable entry				

Notes:									
I _L /I _N = locked rotor current / current nominal					3) Value is valid only for DOL operation with motor design IC411				
M _L /M _N = locked rotor torque / torque nominal					2) at rated power / at full load				
M _b /M _N = break down torque / nominal torque									

Responsible department IN LVM	Technical reference	Created by SPC	Approved by	Technical data are subject to change! There may be discrepancies				
	Document type Datasheet			Document status Released		customer		
	Document title 1MB2121-2AC1-.....			Document number				
	© ABB 2024				Revision 01	Creation date 2024-05-03 14:14	Language en	Page 1/1

Main terminal diagram

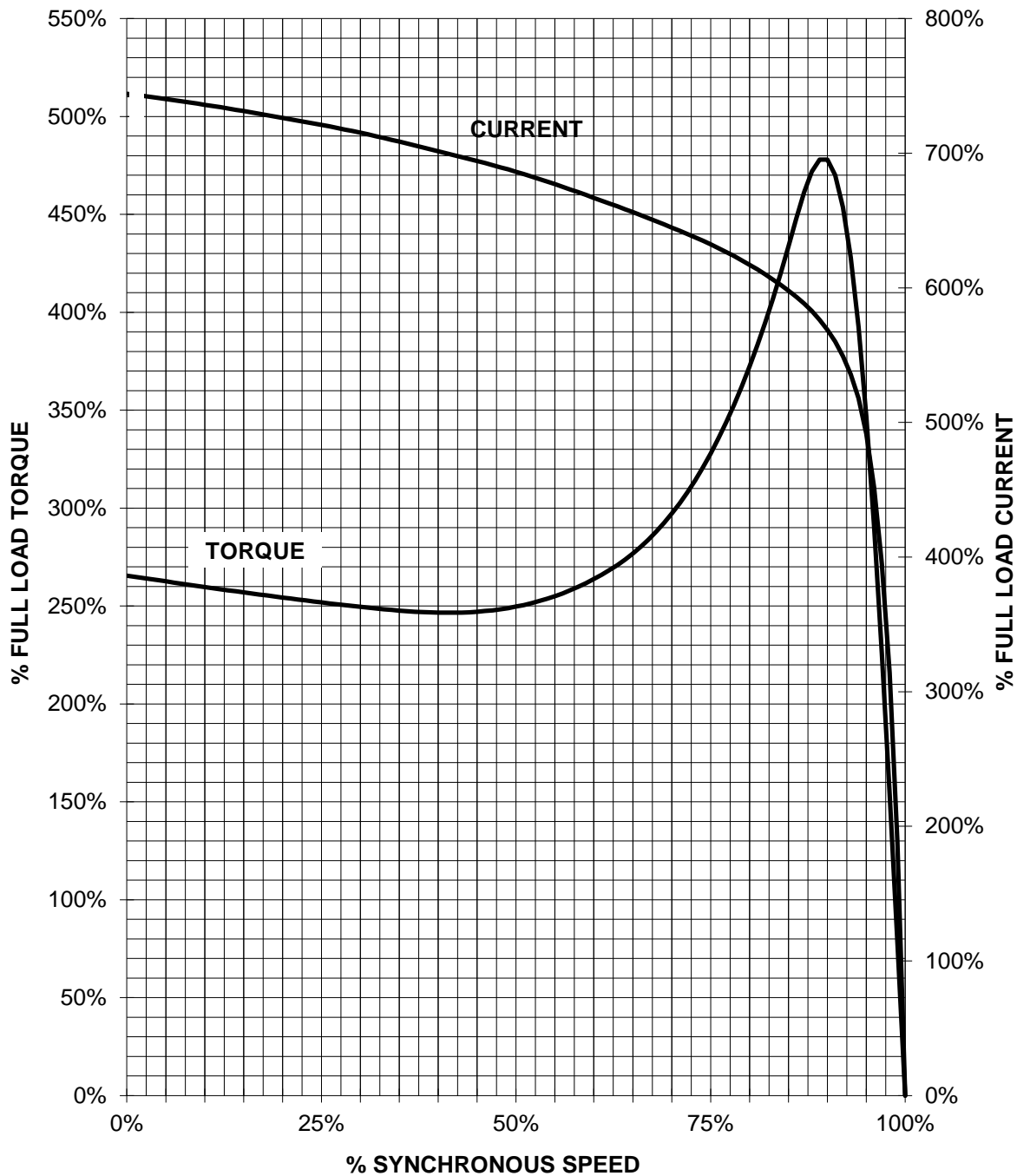
Transmittal, reproduction, dissemination and/or editing of this document as well as utilization of its contents and communication thereof to others without express authorization are prohibited. Offenders will be held liable for payment of damages. All rights created by patent grant or registration of a utility model or design patent are reserved.

Responsible department IN LVM	Technical reference	Created by	Approved by Created automatically	Technical data are subject to change! There may be discrepancies between calculated and rating plate values.		Link documents	
	Document type Wiring diagramm			Document status Released			
	Document title 1MB2121-2AC1.-....			Document number WDS-240503-141427			
Restricted © Innomotics 2024				Revision AA	Creation date 2024-05-03	Language en	Page 1/1

SIEMENS INDUSTRY, INC.

HP 3 VOLTS <600 RPM 1200 TYPE XP100
HZ 60 PHASE 3 FRAME 213T NEMA B

TORQUE & CURRENT VS. SPEED



CUSTOMER: _____ ORDER#: _____

PERFORMANCE BASED ON DESIGN CALCULATIONS. SUBJECT TO CHANGE WITHOUT NOTICE.
REV. 1