

Data sheet for three-phase Squirrel-Cage-Motors ABB

Motor type:	FS: - p - hp -
-------------	----------------

Client order no.	Item-No.	Offer no.
Order no.	Consignment no.	Project

Remarks

Electrical data

[illegible]

Frame Type:	Type of constr.:		Motor Prot.:	NEMA Des.:	S.F.: 1.15
Mtr. WT: lbs	Insulation Class.:	Temp. Rise Cl.: B	Amb. Temp.: + 55 to °C @1000 m	kVA:	IP IP65

Mechanical data

Sound level (SPL / SWL) at 60 Hz				dB(A) / dB(A)				Thickener		
Octave Band Center Frequencies Hertz								Safe Stall Time Hot		s
250	500	1000	2000	4000	8000	Hz		Safe Stall Time Cold		s
SPL@3				dB(A)				Frame material		cast iron
Moment of inertia				Lb-ft²				Color, paint shade		
Ext Load Inertia Capability:				Lb ft²				Coating (paint finish)		Standard Alkyed + Epoxy (C2)
Bearings								Ventilation Type		
Bearing DE NDE								Method of cooling		TEFC
Bearing_Type				Ball Bearing				Direction of rotation		
AFBMA:								Fan Material		Polypropylen ESD
Grease								VFD		CT: VT: 20:1
Capacity				oz				Space heaters		-/-
Grease Type:								Brake:		-/-

Terminal box


Lead Wire Connection					Terminal box position	
Voltage	L1	L2	L3	Connected together	Material of terminal box	Cast Iron
					Cable entry	-/-

Notes:

$I_{\text{N}}/I_{\text{N}}$ = locked rotor current / current nominal $M_{\text{N}}/M_{\text{N}}$ = locked rotor torque / torque nominal $M_{\text{B}}/M_{\text{N}}$ = break down torque / nominal torque	3) Value is valid only for DOL operation with motor design IC411 2) at rated power / at full load
--	--


$I_{\text{N}}/I_{\text{N}}$ = locked rotor current / current nominal $M_{\text{N}}/M_{\text{N}}$ = locked rotor torque / torque nominal $M_{\text{B}}/M_{\text{N}}$ = break down torque / nominal torque	3) Value is valid only for DOL operation with motor design IC411 2) at rated power / at full load
--	--

Responsible department IN LVM	Technical reference	Created by SPC	Approved by	<i>Technical data are subject to change! There may be discrepancies</i>
----------------------------------	---------------------	-------------------	-------------	---

	Document type Datasheet	Document status Released		customer	
	Document title 1MB2121-3CB2.-....	Document number			
© ABB 2024		Revision 01	Creation date 2024-04-27 23:21	Language en	Page 1/1

Main terminal diagram

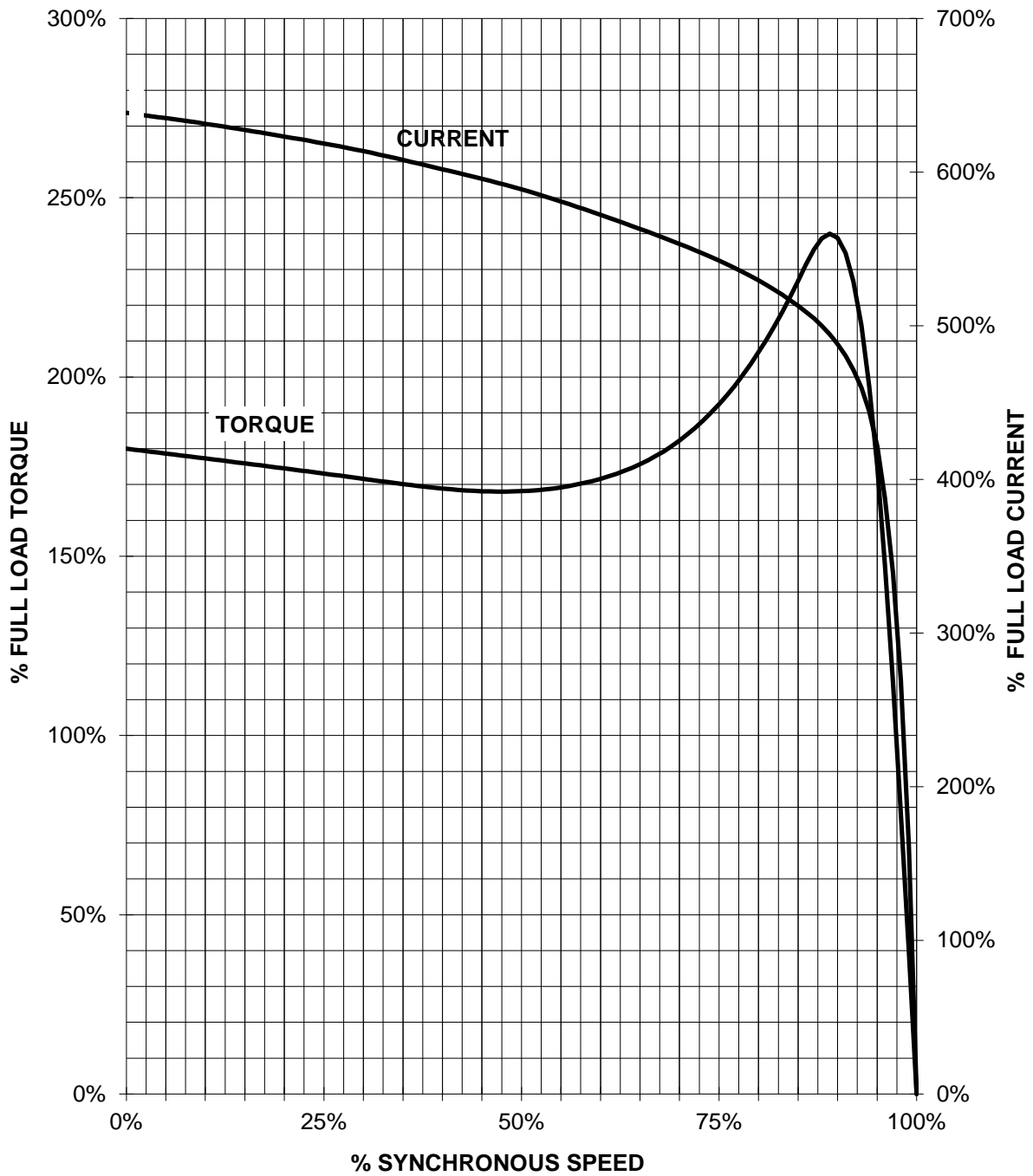
Transmittal, reproduction, dissemination and/or editing of this document as well as utilization of its contents and communication thereof to others without express authorization are prohibited. Offenders will be held liable for payment of damages. All rights created by patent grant or registration of a utility model or design patent are reserved.

Responsible department IN LVM	Technical reference	Created by	Approved by Created automatically	Technical data are subject to change! There may be discrepancies between calculated and rating plate values.		Link documents	
	Document type Wiring diagramm			Document status Released			
	Document title 1MB2121-3CB2.-....			Document number WDS-240427-232115			
Restricted © Innomotics 2024				Revision AA	Creation date 2024-04-27	Language en	Page 1/1

SIEMENS INDUSTRY, INC.

HP 75 VOLTS <600 RPM 1800 TYPE XP100
HZ 60 PHASE 3 FRAME 365T NEMA B

TORQUE & CURRENT VS. SPEED



CUSTOMER: _____ ORDER#: _____

PERFORMANCE BASED ON DESIGN CALCULATIONS. SUBJECT TO CHANGE WITHOUT NOTICE.
REV. 1